



Teacher Planner

Systematic Synthetic Phonics (SSP)

Year 2:

Phase 5.5

Phase 6



- Systematic Synthetic Phonics Programme
- Complete Letters & Sounds Progression
- Daily Lesson Plans



Revision – Sound Family /z/

Revision-Session 22

Objective

Revise /z/ sound family.

Revise

Understand the different spelling patterns that can make the /z/ sound.

Practise Common Exception Words *as is his has was because please*.

Revise homophones *freeze / frees, maze / maize, pause / paws, please / pleas, raise / rays, size / sighs*.

Teach 10mins

- Revise the /z/ sound family from Phase 5.5, Week 13.2.
Revise alternative pronunciation of the digraph 'se' as 'z' using words - *browse choose please (/z/)*.
- Use a phoneme frame to show the children how to build the word *noise* with letters. Remind the children to listen for a vowel sound. Model writing the word.
- **Alien Word of the Day** - *toise*.
- **Common Exception Words (tricky words)** - *as is his has was because please*.

Practise 10mins

Blending for Reading - Which Grapheme?

Teacher displays two pictures, one on each side of the room. One with a picture of a *prize* ('z'), and one with a picture of a *cruise* ('s').

Children have a mixture of /z/ word cards and they read the words applying both phonemes and decide which side of the room to go to.

Apply 5mins

Segmenting for Spelling - Write a Sentence

Teacher shares an image on IWB of a cat and a mouse.

Children write the sentence either on whiteboards or paper. Teacher and TAs must ensure the application of correct spelling, Common Exception Words and sentence structure.

The cat will tease the mouse with cheese.


Activity Wordbank

choose raise noise cheese confuse cruise muse tease amuse bruise because please present those oppose chose rose surprise nose browse phase rise ease applause praise zoo dozen sneeze wizard breeze zebra zip

/z/ Sound Family

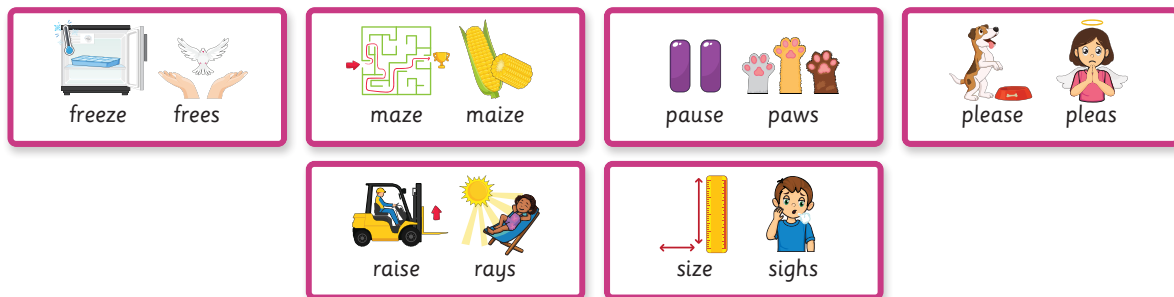
Common	Rare	
z	s	se
zoo	as	cheese
zebra	is	nose
zero	his	wise
zip	has	
zigzag	was	
zombie		
zoom		
prize		

Resources



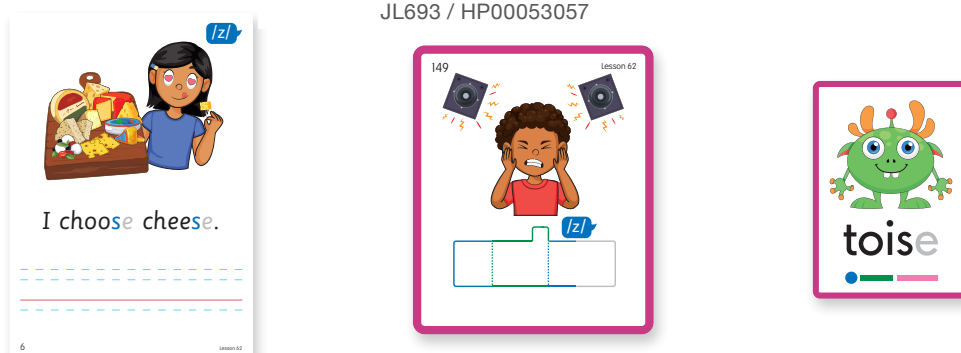
Grapheme to Phoneme Cards

JL686 / HP00053054



Homophone Cards

JL693 / HP00053057



Read & Write Decodables

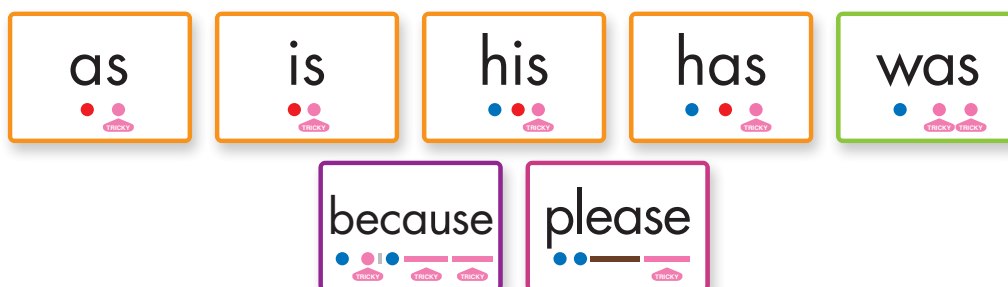
JL695 / HP00053059

Phoneme Frame Cards

JL689 / HP00055799

Alien Word Cards

JL692 / HP00053056



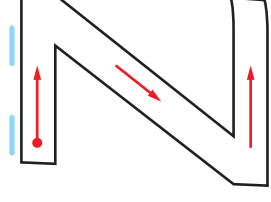
Common Exception Word Cards

JL687 / HP00055800

Printable resources on the following pages ->




zany zebra



Across the top, down through the middle
and across the bottom.

se



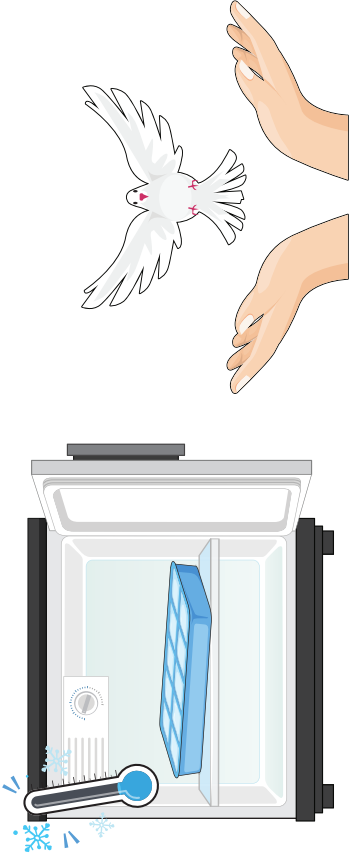
cheese please
pause, noise, browse

132

Lesson 62

se

Resources



freeze

frees

FRONT

46


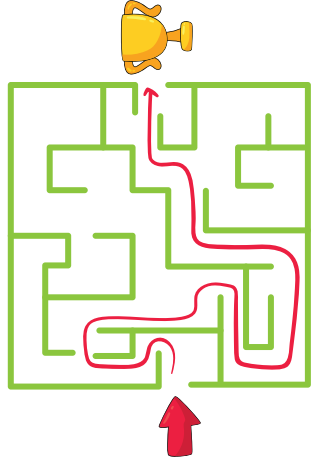
Lesson 65

freeze

frees



BACK



maze

maize

FRONT

47



maze



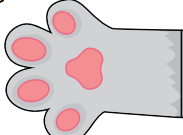

maize



Lesson 65

BACK

Resources





pause paws



FRONT

48

Lesson 65



pause paws



pause paws

BACK

Resources



please



pleas

FRONT

49

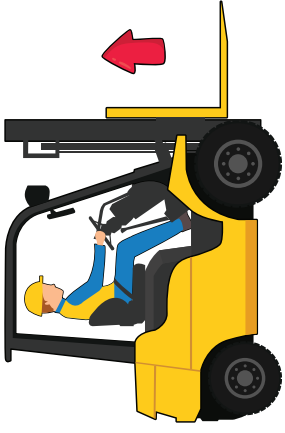
Lesson 65

please pleas



BACK

Resources



raise



rays

FRONT

50



raise



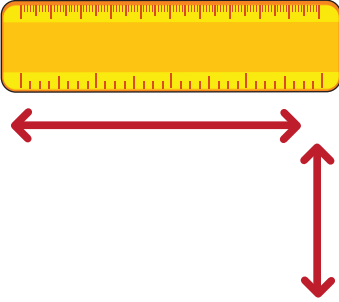
rays




Lesson 65

BACK

Resources



size









sighs


FRONT

51

Lesson 65


	
	
	

BACK



I choose cheese.

Handwriting practice lines consisting of two dashed blue lines above a solid red line, and two dashed blue lines below the red line.




/z/

noise

● — — ●

149

Lesson 62




/z/


--	--	--	--

140

Lesson 62



toise



toise



Resources



qs



TRICKY


1

Lesson 2



Resources

is




3

Lesson 6



Resources


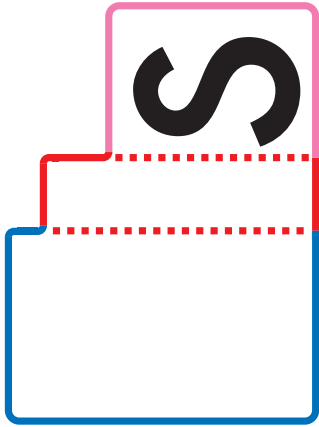
his



TRICKY

Lesson 21

10



Resources

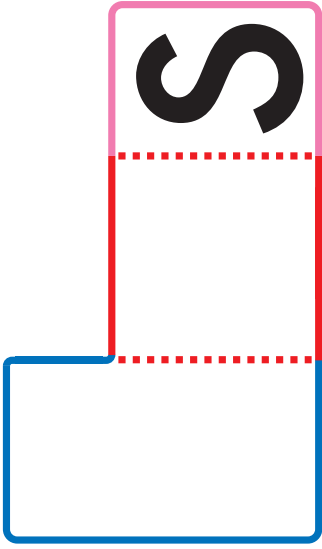
has

● ● ●

TRICKY

Lesson 21

11



/z/

Resources

was

• • •

TRICKY TRICKY

39

Lessons 16 - 20

ws

/o/* /z/

*Regional accent may vary pronunciation.

Resources

because

TRICKY

TRICKY

TRICKY

49

Lesson 4

because

/ee/

/o/

/z/

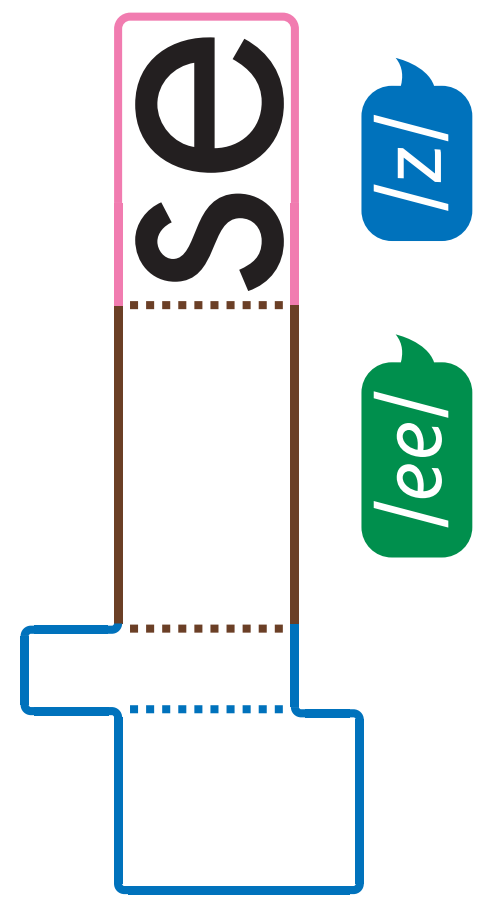
Resources

please



90

Lesson 62



Revision – Sound Family /ar/

Revision-Session 23

Objective

Revise /ar/ sound family.

Revise

Understand the different spelling patterns that can make the /ar/ sound.
Practise Common Exception Words *are asked bath path fast class after half laughed*.
Revise homophones *aunt / aren't*.

Teach 10mins

- Revise the /ar/ sound family from Phase 5.5, Week 14.
Talk about the difference between them; they all have the same phoneme but have different graphemes.
- Use a phoneme frame to show the children how to build the word *raft* with letters. Remind the children to listen for a vowel sound. Model writing the word.
- Repeat the above with the word *calf*.
- **Alien Word of the Day** - *nalf*.
- **Common Exception Words (tricky words)** - *are asked bath path fast class after half laughed*.

Practise 10mins

Blending for Reading - Read a Sentence

Teacher shares an image of a calf and a cow and writes a sentence on the board.

Children have to read in their head, not aloud, then teacher asks for children to support them reading as they point to each word in sentence.
The calf is half the size of the cow.

Apply 5mins

Segmenting for Spelling - Stash and Flash

Teacher reads the following words and children write the spelling of one word on their whiteboard, and 'stash' it away from others. The teacher then says 'flash' and the children reveal their words. Teacher and TAs must correct any incorrect spellings or errors.

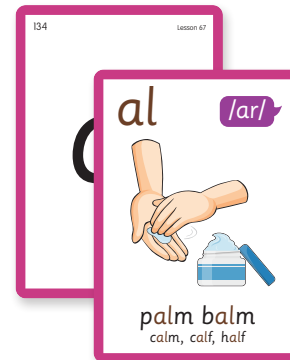


Activity Wordbank

palm balm calf half calm almond path bath craft class fast after blast chance mineshaft rather grass father staff pass last laugh

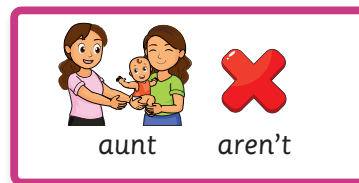
/ar/ Sound Family

Common		Rare			
ar	a	al	au	are	ear
car	<i>asked</i>	<i>half*</i>	<i>laughed</i>	<i>are</i>	heart
bar	<i>bath*</i>	calf	aunt		
far	<i>path*</i>	calm	draught		
bark	<i>fast*</i>	balm			
card	<i>class*</i>	palm			
hard	<i>after</i>	almond			
park	rather				
shark	father				

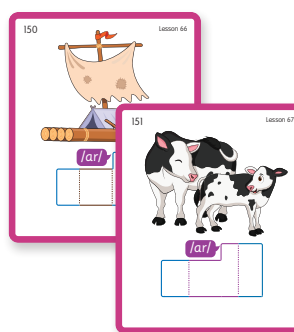
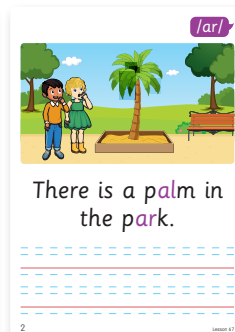
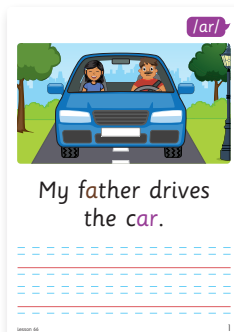
Resources



Grapheme to Phoneme Cards
JL686 / HP00053054




Homophone Cards
JL693 / HP00053057



Read & Write Decodables
JL695 / HP00053059

Phoneme Frame Cards
JL689 / HP00055799

Alien Word Cards
JL692 / HP00053056



Common Exception Word Cards
JL687 / HP00055800

Printable resources on the following pages ->

72

Lesson 46

ar

ar



shark in the park
car, bark, farm

a



/ar/

rather it's father
bath, path, craft


133



Lesson 66

al

/ar/



palm balm
calm, calf, half

134

Lesson 67

al



aunt aren't

FRONT

52

Lesson 70

aunt



aren't



BACK


/ar/



My father drives
the car.

Handwriting practice lines consisting of two sets of three horizontal lines (top and bottom dashed blue lines, middle solid red line).

/ar/

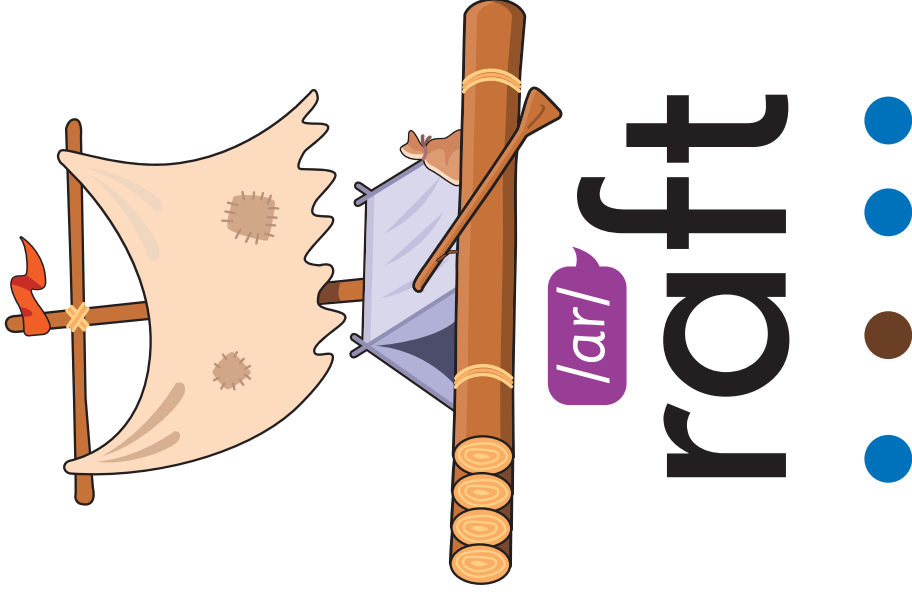
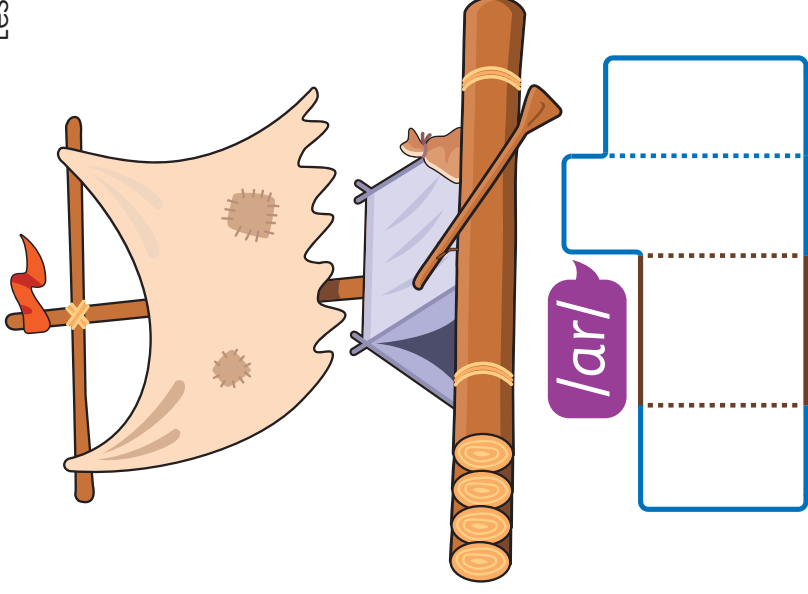


There is a palm in
the park.

Handwriting practice lines consisting of two sets of three horizontal lines (top solid, middle dashed, bottom solid) for tracing and writing.

150

Lesson 66



151

Lesson 67

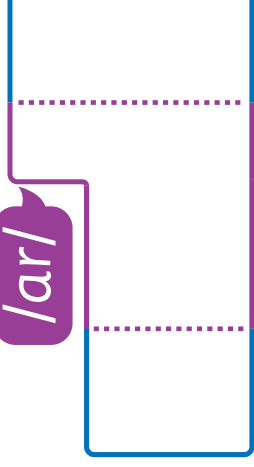



/ar/

calf




/ar/







nalf



Lesson 67



nalf



141

Resources

are

TRICKY

26

Lesson 46

are

/ar/

Resources

asked

● ● ● —

TRICKY TRICKY

91 Lesson 66

a | e | d

/ar/ /t/

Resources

baath

TRICKY

92

Lesson 66

/ar/

Resources

path

A word card for the word "path". The word is written in large black letters. Below the letters are three colored dots: a blue dot under the 'p', a pink dot under the 'a', and a yellow horizontal line under the 'th'. To the right of the dots is a pink speech bubble containing the word "TRICKY".

93

Lesson 66

a

A word card for the word "a". The word is written in large black letters. A blue outline surrounds the letter 'a'. A pink dashed line is drawn across the middle of the letter. To the right of the letter is a purple speech bubble containing the phonetic symbol "/ar/".

Resources

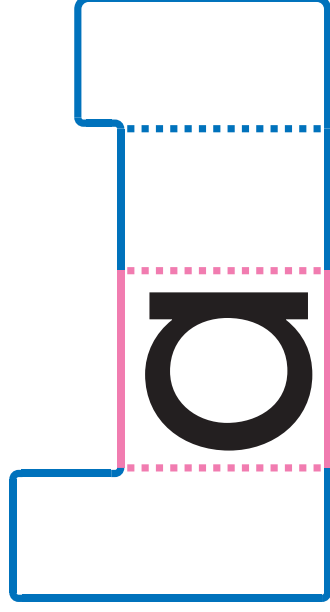
fast



TRICKY


94

Lesson 66



Resources

class

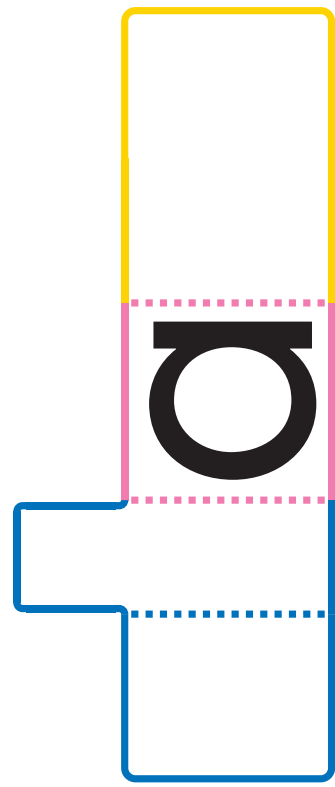


The word "class" is written in large black letters. Below it are four colored markers: two blue circles, one pink circle, and one yellow horizontal bar.

TRICKY

95

Lesson 66



The word "da" is shown in a large font. The letter 'd' is outlined in blue with a dotted line for tracing. The letter 'a' is outlined in yellow with a dotted line for tracing. A pink shaded area highlights the 'a'.

/ar/

Resources

after

● ● ● —

TRICKY

96


Lesson 66

a

/ar/

Resources

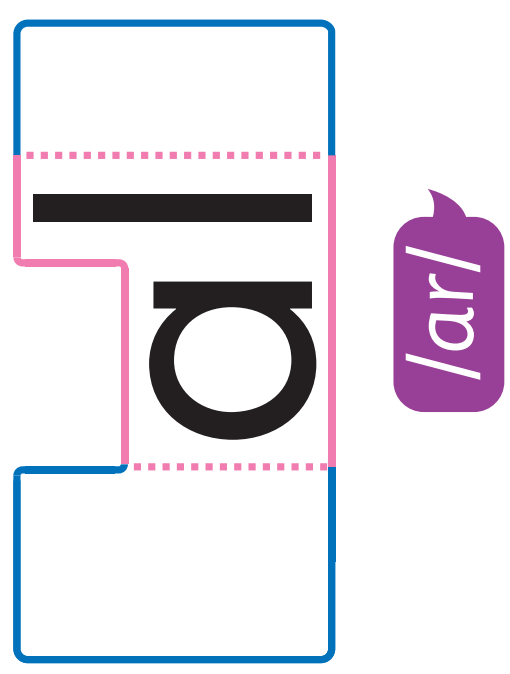
half



TRICKY

97

Lesson 67



/ar/

Resources

laughed

● ——— TRICKY ——— TRICKY ——— TRICKY

98

Lesson 70

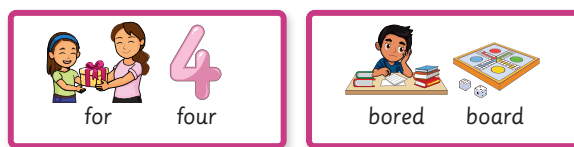
laughed

/ar/ /f/ /t/


Resources



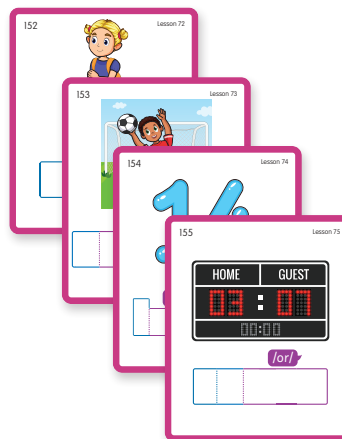
Grapheme to Phoneme Cards
JL686 / HP00053054




Homophone Cards
JL693 / HP00053057



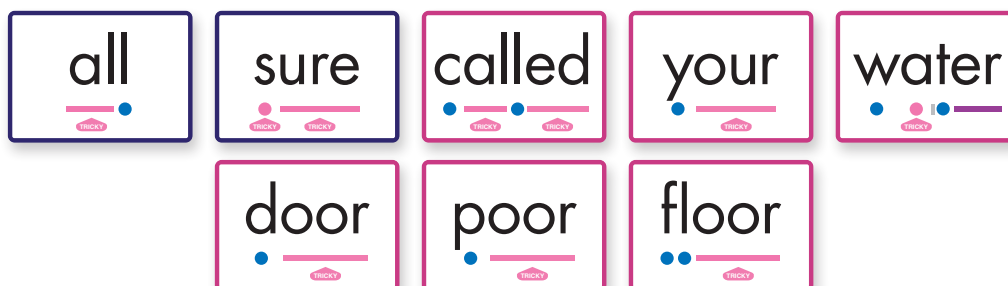
Read & Write Decodables
JL695 / HP00053059



Phoneme Frame Cards
JL689 / HP00055799



Alien Word Cards
JL692 / HP00053056



Common Exception Word Cards
JL687 / HP00055800

Printable resources on the following pages ->

or



sort the shorts
fork, corn, torn

77

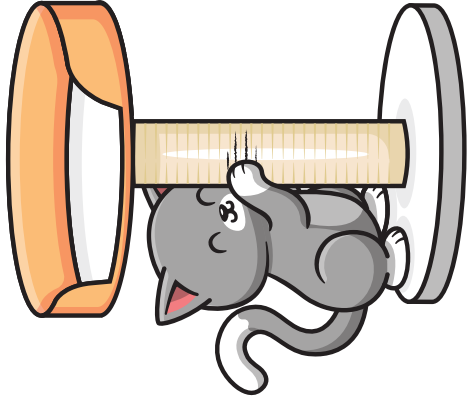
Lesson 56

or

87

Lesson 11


aw /or/



claw with
your paw
fawn, prawn, dawn

aw

au /or/



caution launch
sauce, August, author

The illustration shows a white rocket with red fins and a red nose cone, launching upwards. Bright orange and yellow flames are at the base, with a large plume of white smoke trailing behind. To the left of the rocket is a yellow triangular warning sign with a black exclamation mark. Above the rocket, the phonetic transcription /or/ is written inside a purple speech bubble.

93

Lesson 18

au

The number 93 is in the top left corner. The text 'Lesson 18' is in the top right corner. The large letters 'au' are centered on the page.

al





talk and walk
stalk, chalk, always

135

Lesson 72

al

augh /or/



naughty
daughter
caught, taught, slaughter

136


Lesson 73

augh

138

Lesson 74


our /or/



our

four courts
mourn, court, your

ore




more shore
more, snore, tore

139


Lesson 75

ore

Resources



for



four

FRONT


53

Lesson 74


for /or/

four /or/

BACK



bored



board

FRONT

54

Lesson 75

bored




board



BACK

/or/



I saw a fork in the
sauce.

Handwriting practice lines consisting of two sets of three horizontal lines (top and bottom dashed blue lines, middle solid red line).


/or/



We need to walk
north.

Handwriting practice lines consisting of two sets of three horizontal lines (top and bottom dashed blue lines, middle solid red line) for tracing the sentence.


/or/



We were caught in
a fort.

Handwriting practice lines consisting of two sets of three horizontal lines (top solid, middle dashed, bottom solid).

/or/



There was a boar
on the court.

Handwriting practice lines consisting of two sets of three horizontal lines: a solid top line, a dashed middle line, and a solid bottom line.

/or/



It is a chore to
clean the floor.

Handwriting practice lines consisting of two sets of three horizontal lines each. Each set includes a solid red top line, a dashed blue middle line, and a solid red bottom line.




/or/

walk

● — ●

152

Lesson 72



/or/

153

Lesson 73




/or/

caught



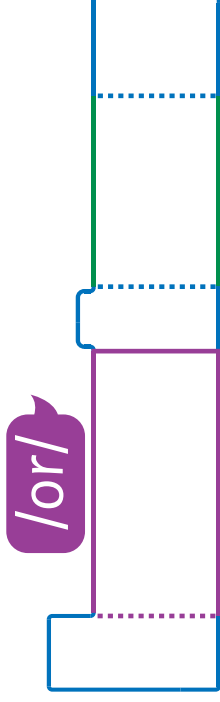
/or/



154

Lesson 74

14

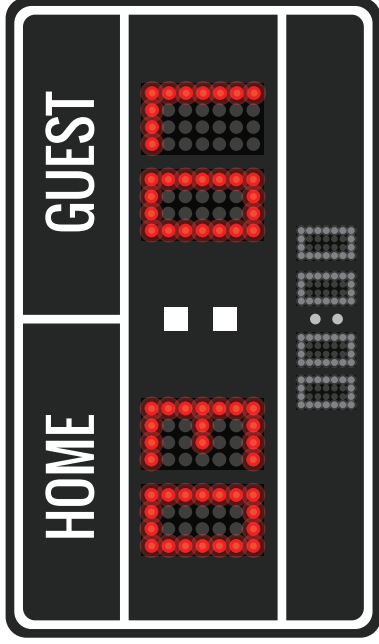


14

/or/ fourteen

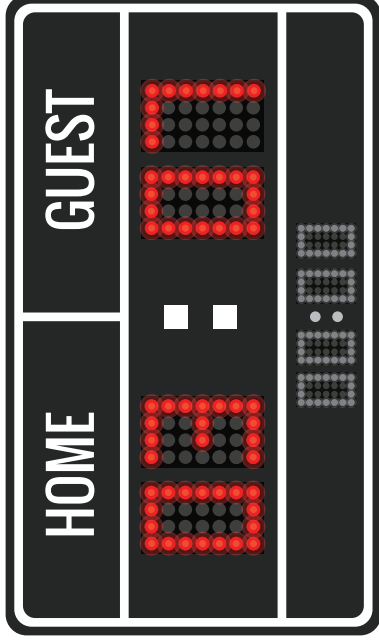
155

Lesson 75





/or/

score




/or/






jalk





142

Lesson 72




jalk






chaught




FRONT

143

Lesson 73




chaught



BACK


144

Lesson 75



trore

/or/




trore



Resources

all



TRICKY

30

Lesson 56



/or/

Resources

sure

The word "sure" is shown in large black letters. Below it are two pink markers: a circle and a horizontal line, each with a pink arrow pointing to the word and the word "TRICKY" written inside the arrow.

31

Lesson 57

sure

The word "sure" is shown in large black letters, enclosed in a pink rectangular box. A vertical dashed pink line is positioned between the 's' and 'u'. Below the box are two speech bubble icons: a yellow one containing "/sh/" and a purple one containing "/or/".

Resources

called

● —● —●

TRICKY TRICKY

99


Lesson 72

called

/or/ /d/

Resources

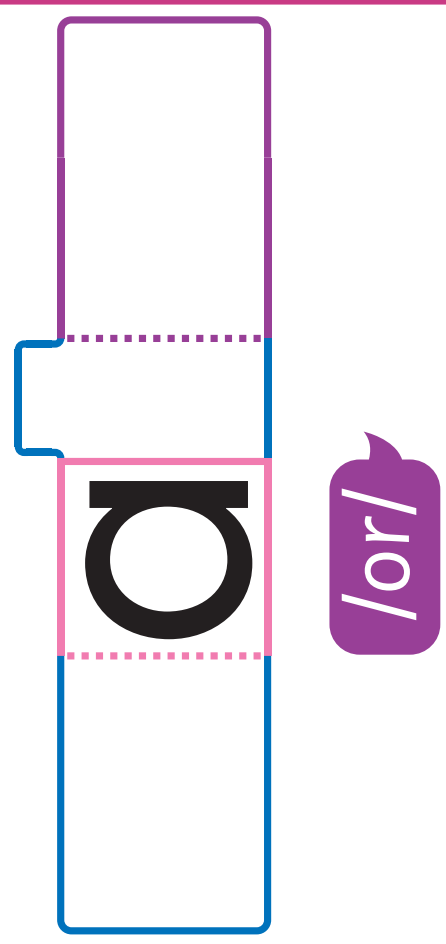
water



TRICKY

100

Lesson 72




/or/

Resources

your

TRICKY




101

Lesson 74


our

/or/



Resources

door




TRICKY

102

Lesson 75

oor



/or/

Resources

The front of the word card displays the word "poor" in a large, black, sans-serif font. A blue dot is positioned above the letter 'i', and a pink horizontal line is positioned above the letter 'o'. To the right of the word, a pink arrow-shaped box contains the word "TRICKY" in white, uppercase letters.


103

Lesson 75

The back of the word card features a large, black, sans-serif font of the word "poor". A blue outline of the letter 'p' is on the left, with a dashed pink line indicating its right edge. To the right of the word, a purple speech bubble contains the phonetic symbol "/or/" in white.

Resources

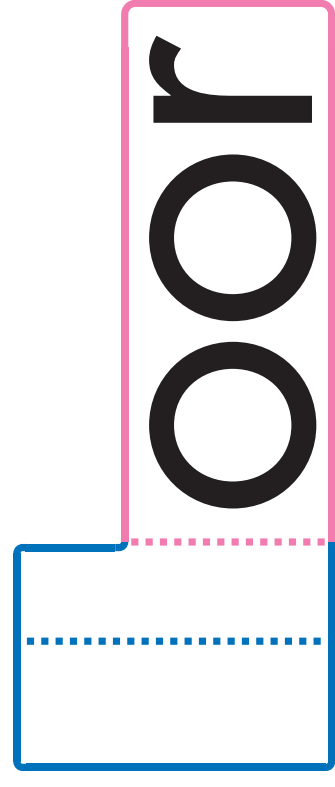
floor




TRICKY

104

Lesson 75



oor



/or/