



STORYTELING EVENT KIT PLAY BOOK



HELLO PLAY FRIEND,

As you know, when it comes to play, children are the sole experts. They can produce unique plays and toys with their limitless imagination, and unleash their creativity when they are given the opportunity.

We prepared this play book to guide adults about how to use the Toyi Storytelling Event Kit and what can be done with them. You will not find here any step-by-step instructions for children playing with Toyi as we always favor child-led and free play principles.

Let's explore together what children can do with unlimited imagination with Toyi Storytelling Event Kit!

TABLE OF CONTENTS

- 01. What is Toyi
- 02. The Play Process
- 03. Inside the Kit
- 04. How Toyi Connects
- 05. How Toyi Transform
- 06. Toyi Benefits
- 07. Sustainability
- 08. Notes to Facilitator
- 09. Workshops



WHAT IS TOYI

ToyI is an eco-friendly creative building kit that enables children to transform everyday objects into unique toys.

The ToyI experience does not end with the transformation; once children create a toy, another chapter begins where they play with it and improve it for as long as they want.



INSIDE THE KIT


With a kit consisting of eyes, mouths, paws, tails, cones, joints, sticks, and flexible connectors, kids can transform any object around them into a toy of their own creation.



Small and Large
Flexible Connectors

HOW TOYI CONNTECTS

Toyì is an open-ended creative building system that supports free play. Toyì pieces work with each other in a modular way, allowing for various combinations.



Joints can be used both to join the sticks and to attach different parts to the stick.



It is possible to join two flexible connectors together using joints.



You can attach all pieces into the holes of the flexible connector.

HOW TOYI TRANSFORMS

Toyi offers children a new transformation system for incorporating found objects into the play process. This vision means that what your child can create is not limited with what is included in the Toyi kit: the vast numbers of everyday objects and their combinations with Toyi parts offer limitless possibilities for unique toys.



Explore

Explore your surroundings and pick an object.



Connect

Wrap it with a connector.



Transform

Transform the object and create your own toy.



Play

Play, enjoy, learn, improve, and share with your playmates!

TOYI BENEFITS

Toyi introduces a new concept of toy by inviting children to explore their surroundings in a creative way and to see everyday objects as potential parts for their new toys. With this unique experience, Toyi enables children to develop several crucial skills:



STEM Skills

Children develop unique solutions to the design challenges they encounter and improve their science, technology, engineering, and math skills while playing with Toyi.



21st Century Skills

Toyi improves children's 21st century skills such as problem solving, critical and innovative thinking, communication, adaptation, cooperation, and taking initiative; and helps them become more creative, productive, and self-confident lifelong learners.



Green Skills

With Toyi, children create their own toys by redefining and redesigning everyday objects around them. With this special play experience it provides, Toyi helps children gain green skills and become more creative, productive, and caring.

FOR A SUSTAINABLE AND PLAYFUL PLANET

Caring for our children means more than making them happy with toys – it includes sharing the responsibility for the future of our planet. We act sustainably in every sense in our design, manufacturing and play processes.



Made from Recycled Plastic & Paper

We use recycled plastic* and paper



Upcycling through Play

We allow children to upcycle disposable objects as key parts of their toys and help them learn upcycle through play



Limitless Combinations, Long Lifetime

Toyi has a long lifetime thanks to its potential for limitless transformations.



Washable

Toyi is durable and washable.



*Flexible connectors excluded.



Notes to the Facilitator

Innovation

In today's rapidly changing and evolving world, we have started to frequently hear the word "innovation." **Innovation is the process of transforming and improving existing systems through the emergence of new ideas.** Innovation is a value-creating novelty and is crucial for the progress of societies and a sustainable future. Through innovation, new technologies are discovered, business models are developed, and innovative solutions are found for social problems.

Creativity and Innovative Thinking

We generate new ideas by thinking creatively, and when we bring these ideas to life, we innovate. All the innovations we use today that serve our work, contribute to society and the environment are a result of innovation.

Innovation is not limited to science and technology alone; it encourages creativity, critical thinking skills, and problem-solving abilities. Therefore, introducing our children to innovation is extremely important to unlock their intellectual and creative potential.



Notes to the Facilitator

Raising Innovative Children

Nurturing children with the fundamental principles of innovation is a crucial responsibility to mold them into successful and productive individuals in the world of tomorrow. In today's world, cultivating our children with the basic principles of innovation ensures their success and productivity. Innovative children will stand out in the future world through their problem-solving skills, creativity, and leadership abilities.

For us adults, there are undoubtedly significant tasks in fostering an innovative generation that thinks creatively, develops technology, creates inventions, and is unafraid to be original. Every child harbors an "innovation hero" within them. The key is to nurture this innovation hero within us, to continue learning and evolving with them, and to generate innovations. The world is changing, and the future is approaching rapidly and magnificently. Adapting to change is an inevitable reality. In this process of adaptation and change, thinking innovatively, thinking creatively, and being original are essential processes for both ourselves and the children we are raising.

The workshop suggestions presented here are specifically designed to foster innovative children and rediscover innovation heroes, particularly for a sustainable world and future.



WORK- SHOP





Tips to Facilitator

Since collecting materials for the workshop is part of the process, we recommend that you involve children in this process. You can make a material collection corner in a previously determined area in your classroom, or ask children to bring waste materials from their homes for the workshop day.





Tips to Facilitator

You can place the pieces in the middle of the table to make it easier for children to access Toyi pieces and waste materials during the workshop.

Waste Detective



Overview

In this workshop, children imagine waste materials as secret detectives. They design their own characters using Toyi, explore daily waste habits through play, and come up with creative, child-led ideas for a more sustainable world.

Duration

60 min.

Class Size

15 children for 1 facilitator

Group Size

Individuals or 2-3 children

Materials Needed

Upcycling materials like milk/egg boxes, juice bottles, paper rolls, card boxes, pine cones, etc. It is best to include the children in the process of collecting materials.

Environment

Indoor, outdoor

A circular layout is recommended so that every child can see and reach all collected materials and Toyi parts in the middle.

Key Outputs

Creativity, Critical Thinking, Environmental Awareness, Communication & Collaboration, Holistic & Detailed Thinking.

Waste Detective

1. Free Talk & Ice Breaker 10 min

Let's start by imagining a world where waste is alive — and it's watching us! These waste detectives secretly observe what we throw away and how we treat the environment.

Now it's time to get curious:

- What kind of things do these detectives see during the day?
- What makes them happy? What surprises them?
- Where do they go to find clues — the kitchen, the classroom, or the trash bin?

2. Discovering Materials 5 min

Place Toyi pieces in the middle of the group and allow children to explore them along with the upcycling materials.

3. Making the Toys 25 min

Encourage teamwork and sharing throughout the workshop, but also let each child create their own design. Help them with the connections if they need it.

4. Sharing 20 min

Encourage children to present their designs to others. To them improve their skills in presenting their projects effectively help for. Listening to other children's ideas and encourage them to give feedback.

NOTES

Tips to Facilitator

Use your creativity to make a microphone with Toyi pieces to encourage children to share the toys they make :)



GET INSPIRED




Funny Alien




seasonal play buddy



Emotional Bug



**Super Hero
Costume**





TOY